

## York Shower Mixer

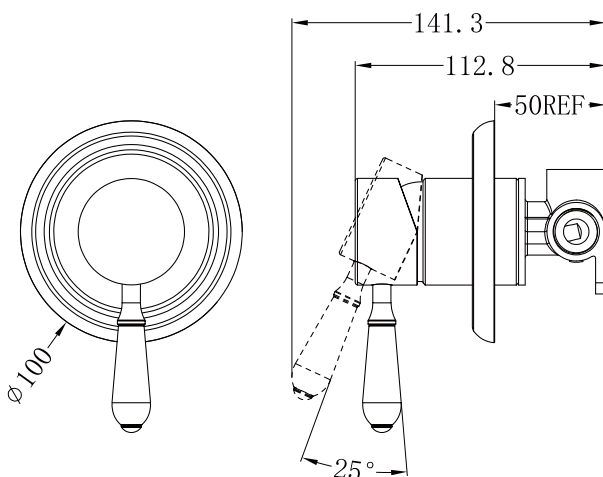


### SPECIFICATION

PRODUCT CODE	YSW6921-09
WATERMARK LICENSE	WM-060073
TEMPERATURE RATING	MIN 1°C-MAX 75°C
PRESSURE RATING	MIN 150KPa-MAX 500KPa

### FINISH

	CHROME WITH WHITE PORCELAIN LEVER NR69210901CH
	CHROME WITH METAL LEVER NR69210902CH
	CHROME WITH BLACK PORCELAIN LEVER NR69210903CH
	MATTE BLACK WITH WHITE PORCELAIN LEVER NR69210901MB
	MATTE BLACK WITH METAL LEVER NR69210902MB
	AGED BRASS WITH WHITE PORCELAIN LEVER NR69210901AB
	AGED BRASS WITH METAL LEVER NR69210902AB



Dimensions are nominal measurements only.

### MAINTENANCE AND CARE

All surfaces should be cleaned with mild liquid detergent or soap and water.

Do not use cream cleaners or citrus based cleaning products, as they are abrasive.

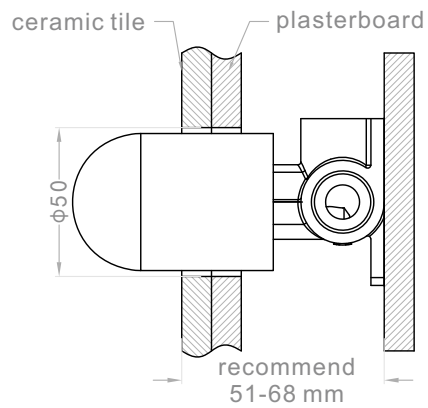
Use of unsuitable cleaning agents may damage the surface. Any damage caused in this way will not be covered by warranty

### PACKING INCLUDES

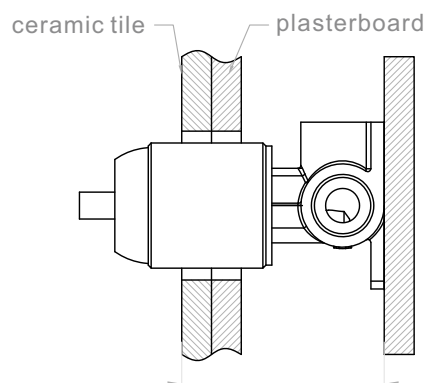
- 1x body set
- 1x handle
- 1x plate
- 1x accessories pouch



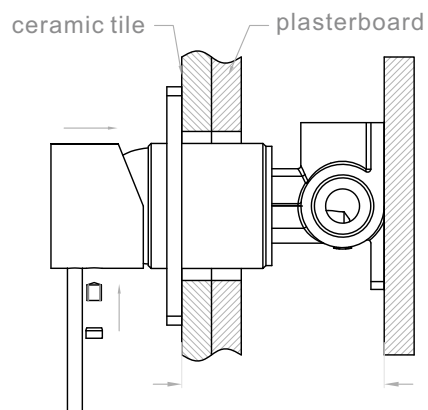
## Installation Instruction



1. Fix body on noggin and ensure installation depth is 51-68mm from noggin to ceramic tile.
2. Connect cold water hose and hot water hose and test for leakage.
3. Install plasterboard and ceramic tile after drilling a  $\phi 50$  hole according to above picture.



4. Remove the plastic sleeve of body.



5. Install plate and handle.